



Momentum West / Our Region / Clark County / [Clark County Profiles](#)

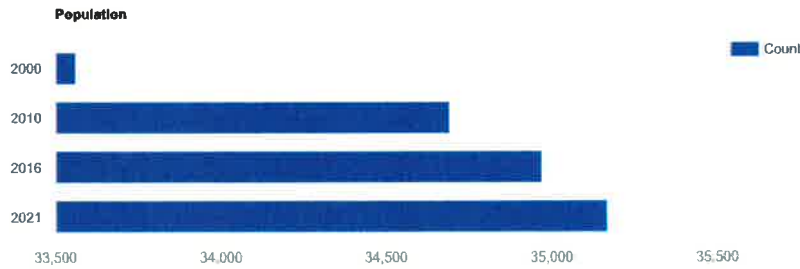
Our Region : Clark County

[Create New Profile Report](#)

Clark County Demographics

Population

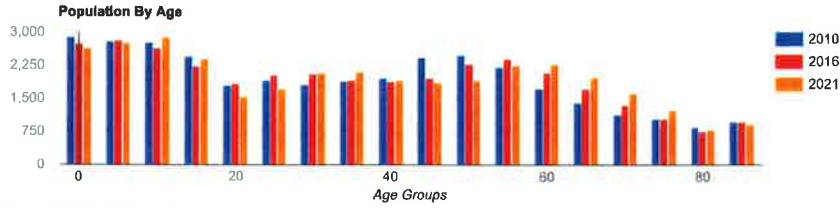
Population	2000	2010	2016	2021
Clark County	33,557	34,690	34,970	35,169



Source: ESRI, 2017-03-02

Population by Age

Population	2010	2016	2021
0-4	2,913	2,762	2,652
5-9	2,799	2,824	2,784
10-14	2,772	2,665	2,893
15-19	2,468	2,253	2,408
20-24	1,816	1,851	1,568
25-29	1,936	2,051	1,733
30-34	1,837	2,063	2,092
35-39	1,907	1,920	2,123
40-44	1,984	1,901	1,937
45-49	2,427	1,972	1,874
50-54	2,478	2,288	1,936
55-59	2,208	2,424	2,279
60-64	1,732	2,094	2,288
65-69	1,421	1,738	1,992
70-74	1,135	1,364	1,630
75-79	1,045	1,058	1,235
80-84	842	761	808
85+	970	981	937
18+	24,599	25,292	25,298
Median Age	37	38	38




Source: ESRI, 2017-03-02

Population by Race

Clark County	2016
Total	34,970
White Alone	94,500
Black Alone	0,500
American Indian Alone	0,640
Asian Alone	0,490
Pacific Islander Alone	0,030
Some Other Race	2,850
Two or More Races	0,990
Hispanic Origin	4,730
Diversity Index	18,700

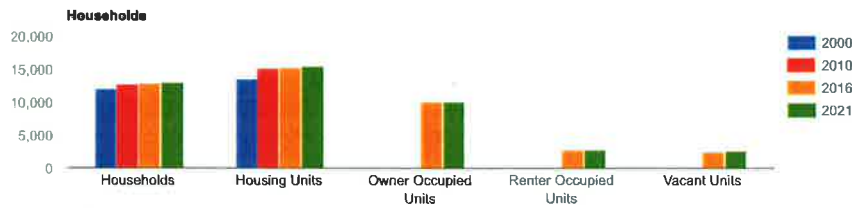
Population by Race



Source: ESRI, 2017-03-02

Households

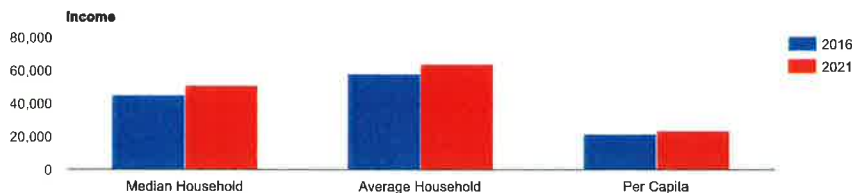
Population	2000	2010	2016	2021
Households	12,047	12,679	12,840	12,934
Housing Units	13,531	15,076	15,327	15,490
Owner Occupied Units			10,031	10,104
Renter Occupied Units			2,809	2,830
Vacant Units			2,487	2,556



Source: ESRI, 2017-03-02

Income

Clark County	2016	2021
Median Household	\$44,751	\$50,575
Average Household	\$57,876	\$63,508
Per Capita	\$21,424	\$23,529



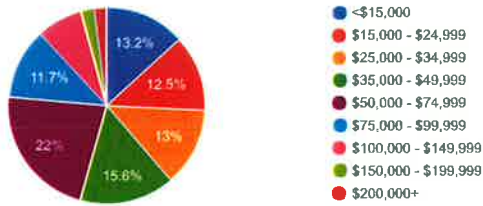
Source: ESRI, 2017-03-02

Household Income Base

Clark County

	2016
<\$15,000	1,897
\$15,000 - \$24,999	1,609
\$25,000 - \$34,999	1,669
\$35,000 - \$49,999	2,007
\$50,000 - \$74,999	2,830
\$75,000 - \$99,999	1,501
\$100,000 - \$149,999	983
\$150,000 - \$199,999	285
\$200,000+	259

Household Income Base



Source: ESRI, 2017-03-02

Growth Rate

Clark County

	2010 - 2014	2014 - 2019
Population	0%	0%
Households	0%	0%
Families	0%	0%
Median Household Income		2%
Per Capita Income		2%

Growth Rate



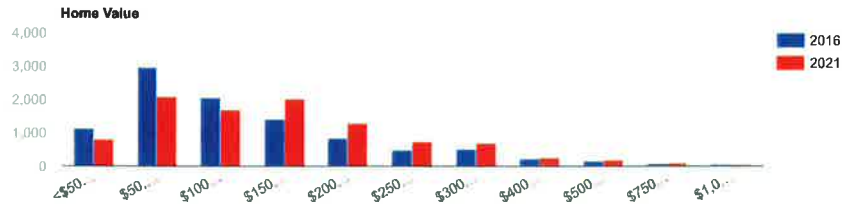
Source: ESRI, 2017-03-02

Clark County Quality Life

Home Value

Clark County

	2016	2021
Median Home Value	\$120,737	\$159,580
Average Home Value	\$158,087	\$187,480
<\$50,000	1,151	804
\$50,000 - \$99,999	3,001	2,127
\$100,000 - \$149,999	2,082	1,729
\$150,000 - \$199,999	1,442	2,046
\$200,000 - \$249,999	839	1,307
\$250,000 - \$299,999	498	756
\$300,000 - \$399,999	529	722
\$400,000 - \$499,999	216	276
\$500,000 - \$749,999	166	196
\$750,000 - \$999,999	70	99
\$1,000,000 +	37	42



Source: ESRI, 2017-03-02

Housing Year Built

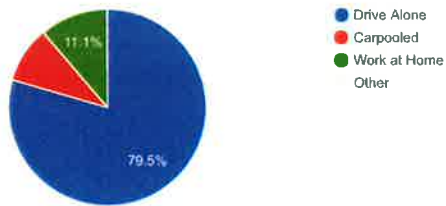
Year Range	Houses Built
2010 or Later	109
2000-2009	1,586
1990-1999	1,735
1980-1989	1,409
1970-1979	2,550
1960-1969	1,122
1950-1959	1,222
1940-1949	987
1939 or Before	4,314

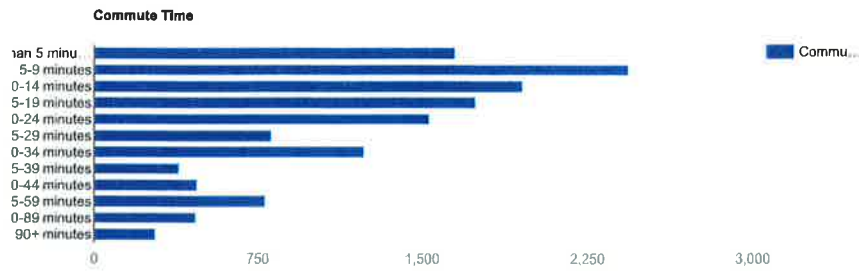
Source: ESRI, 2017-03-02

Commute

Category	Commuters
Workers 16+	15,322
In-County Residents	9,957
Out-of-County Residents	5,254
Drive Alone	11,260
Carpooled	1,315
Public Transport	14
Work at Home	1,577
Less than 5 minutes	1,651
5-9 minutes	2,438
10-14 minutes	1,956
15-19 minutes	1,743
20-24 minutes	1,532
25-29 minutes	810
30-34 minutes	1,236
35-39 minutes	387
40-44 minutes	470
45-59 minutes	779
60-89 minutes	464
90+ minutes	279
Average Travel Time	21

Commute Type





Source: ESRI, 2017-03-02

Clark County Workforce Occupations

Employees By NAICS

Category	Number
Total Employees	12,570
Agr/Forestry/Fish/Hunt	438
Mining	0
Utilities	178
Construction	460
Manufacturing	1,836
Wholesale Trade	903
Retail Trade	1,865
Motor Veh/Parts Dealers	184
Furn & Home Furnish Str	55
Electronics & Appl Store	392
Bldg Matl/Garden Equip	210
Food & Beverage Stores	501
Health/Pers Care Stores	42
Gasoline Stations	87
Clothing/Accessory Store	21
Sports/Hobby/Book/Music	19
General Merchandise Str	91
Misc Store Retailers	259
Nonstore Retailers	4
Transportation/Warehouse	390
Information	123
Finance & Insurance	207
Cntrl Bank/Crdt Intmtdn	138
Sec/Cmdty Cntrct/Oth Inv	11
Insur/Funds/Trusts/Other	58
Real Estate/Rent/Leasing	141
Prof/Scientific/Tech Srv	212
Legal Services	34
Mgmt of Comp/Enterprises	36
Admin/Support/Waste Mgmt	263
Educational Services	1,470
HealthCare/Social Assist	1,297
Arts/Entertainment/Rec	57
Accommodation/Food Svcs	951
Accommodation	375
Food Srv/Drinking Places	576
Other Srv excl Pub Admin	515
Auto Repair/Maintenance	93
Public Administration Emp	1,221

Source: ESRI, 2017-03-02

Clark County Workforce Establishments

Businesses By NAICS

<u>Category</u>	<u>Number</u>
Total Businesses	1,563
Agr/Forestry/Fish/Hunt Bus	119
Mining Bus	0
Utilities Bus	5
Construction Bus	142
Manufacturing Bus	75
Wholesale Trade Bus	88
Retail Trade Bus	186
Motor Veh/Parts Dealers Bus	32
Furn & Home Furnish Str Bus	11
Electronics & Appl Store Bus	12
Bldg Matl/Garden Equip Bus	22
Food & Beverage Stores Bus	32
Health/Pers Care Stores Bus	8
Gasoline Stations Bus	10
Clothing/Accessory Store Bus	9
Sports/Hobby/Book/Music Bus	12
General Merchandise Str Bus	10
Misc Store Retailers Bus	25
Nonstore Retailers Bus	3
Transportation/Warehouse Bus	59
Information Bus	23
Finance & Insurance Bus	110
Cntrl Bank/Crdt Intrmdtn Bus	81
Sec/Cmdty Cntrct/Oth Inv Bus	6
Insur/Funds/Trusts/Other Bus	23
Real Estate/Rent/Leasing Bus	31
Prof/Scientific/Tech Srv Bus	61
Legal Services Bus	10
Mgmt of Comp/Enterprises Bus	3
Admin/Support/Waste Mgmt Bus	27
Educational Services Bus	44
HealthCare/Social Assist Bus	79
Arts/Entertainment/Rec Bus	10
Accommodation/Food Srvcs Bus	99
Accommodation Bus	10
Food Srv/Drinking Places Bus	89
Other Srv excl Pub Admin Bus	208
Auto Repair/Maintenance Bus	45
Public Administration Bus	155

Source: ESRI, 2017-03-02

Clark County Higher Education**Educational Attainment (25+)**

<u>Educational Level Attained</u>	<u>Number</u>
Some High School	1,619
Graduated High School	9,214
Associates Degree	1,885
Bachelor's Degree	2,081
Graduate Degree	790

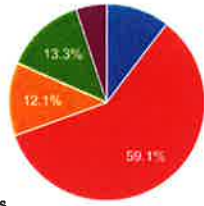
Educational Attainment (25+)

Source: ESRI, 2017-03-02

Education Expenses

Category
College Tuition
College School Books/Supplies
Voc/Tech School Books/Supplies

Source: ESRI, 2017-03-02



- Some High School
- Graduated High School
- Associates Degree
- Bachelor's Degree
- Graduate Degree

Amount
\$10,441,677
\$601,191
\$9,701

Select a Category

All

Select a Location

- Abbottsford
- Altoona
- Amery
- Augusta
- Baldwin
- Barron
- Barron County
- Bloomer
- Cadott
- Cameron
- Chetek
- Chinnewa County

Customize Your Report

Run Report

Momentum West • 2322 Alpine Road Suite 7 • Eau Claire, WI 54703 • Tel 715.874.4673 • Fax 715.874.4683 | info@momentumwest.org

Partner Of:

© 2017 MomentumWest. All rights reserved. Economic Development Websites by Golden Shovel Agency